


William Gilbert C of E Primary
School and Nursery




Founded 1565

Year 1 Reading &
Curriculum Information
Meeting

October 23rd 2023





"Children who never have a story read to them, who never hear words that rhyme, who never imagine fighting with dragons or marrying a prince, have the odds overwhelmingly against them."

Maryanne Wolf

"Our aim is for pupils to find, long after their time with us, that the English skills they have developed will continue to widen their options and underpin their successes, whatever their future path in life may be."

Our aim is for all children to be accurate, fluent, confident readers who love to read.



Presentation Objectives

- To equip you with sufficient knowledge of how your child's reading skills will be developed further in year 1.
- Provide you with a clear outline of our expectations for supporting learning at home.
- Give you an outline of the systems and routines within year 1.
- Share how you can find out more about your child's learning throughout the year.

Daily Phonics and Reading Lessons

are



care and share

ire



fire fire



pay attention, it's a celebration

tion

cious
tious

scrumptious
delicious



scrumptious, delicious



Scan me to go to the
speed sound lesson for
'are'

Special Friends

Digraphs and trigraphs

A **digraph** is two letters combined to make a single sound in written or spoken English.

“Two letters, one sound”

A **trigraph** is three letters combined to make a single sound in written or spoken English.

“Three letters, one sound”

We call these ‘**special friends**’

Speed Sounds Set 2 ay



may ' play?
2. day play may way say spray

ay

Practise reading
Read in Fred Talk, then read the word

play day
may way
say spray

Speed Sounds Set 2 air



that's not fair
2. fair stair hair air chair

air

Practise reading

fair stair
hair air
chair lair

Speed Sounds Set 2

Consonant sounds – stretchy

f	l	m	n	r	s	v	z	sh	th	ng
										nk

Consonant sounds – bouncy

b	c	d	g	h	j	p	qu	t	w	x	y	ch
	k											

Vowel sounds – bouncy

a	e	i	o	u	ay	ee	igh	ow
---	---	---	---	---	----	----	-----	----

Vowel sounds – stretchy

Vowel sounds – stretchy

oo	oo	ar	or	air	ir	ou	oy
----	----	----	----	-----	----	----	----

Speed Sounds Set 2

<p>ay</p>  <p>may I play?</p>	<p>ee</p>  <p>what can you see?</p>	<p>igh</p>  <p>fly high</p>	<p>ow</p>  <p>blow the snow</p>	<p>oo</p>  <p>poo at the zoo</p>
<p>oo</p>  <p>look at a book</p>	<p>ar</p>  <p>start the car</p>	<p>or</p>  <p>shut the door</p>	<p>air</p>  <p>that's not fair</p>	<p>ir</p>  <p>whirl and twirl</p>
<p>ou</p>  <p>shout it out</p>	<p>oy</p>  <p>toy for a boy</p>			

Speed Sounds Set 3

Consonant sounds

f	l	m	n	r	s	v	z	sh	th	ng
ff	ll	mm	nn	rr	ss	ve	zz	ti		nk
ph	le	mb	kn	wr	se		s	ci		
					c		se			
					ce					

























b	c	d	g	h	j	p	qu	t	w	x	y	ch
bb	k	dd	gg		j	pp	qu	tt	wh			tch
	ck				g							
	ch				ge							
					dge							

Vowel sounds

a	e	i	o	u	ay	ee	igh	ow
	ea				a-e	e-e	i-e	o-e
					ai	y	ie	oa
						ea	i	o
					e		y	

oo	oo	ar	or	air	ir	ou	oy	ire	ear	ure
u-e			oor	are	ur	ow	oi			
ue			ore		er					
ew			aw							
			au							

Set 3 Sounds

ea  cup of tea	oi  spoil the boy	ie  terrific set	au  Paul the astronaut	e-e  go fill and spill
a-e  make a cake	i-e  nice smile	o-e  phone home	u-e  huge brute	aw  yawn at dawn
are  care and share	ur  nurse with a purse	er  a better letter	ow  brown cow	ai  snail in the rain
oa  goat in a boat	ew  chew the stew	ire  fire, fire!	ear  hear with your ear	ure  sure it's pure
wh  which, which	ph  take a photo	kn  knock knock, who's there?	ue  come to the rescue!	

Routine for new or unfamiliar words

Special friends, Fred talk, read the word

spray


crawl

Reading Books



Core Story Books

Our phonic books are changed once a week on a Wednesday. Please keep a reading log in the red reading book providing feedback about your child's reading progress.



Book Bag Books



Pick your own' Library books

We change our library books once a week, if it has been signed off as ready to return. Our 'library book changing day' is a **Thursday**

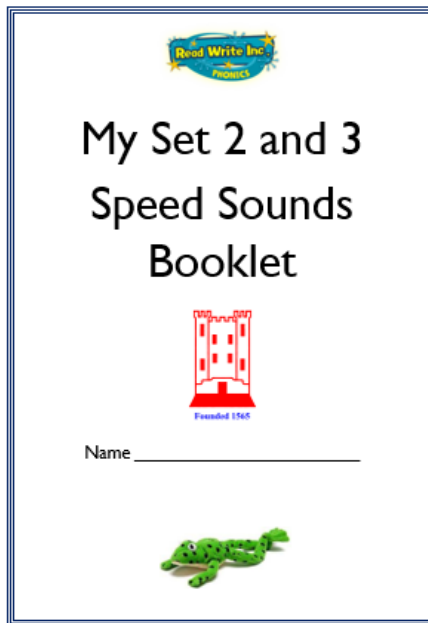
Reading in the Classroom

- **Text rich environment** – signs, labels, names and invitations to explore.
- **Book corner** with books linked to the topic.
- **Story time** – Children will be read to every day which develops their love of reading and language acquisition.
- **Poetry Basket**– listening to poems, learning actions and reciting them with expression



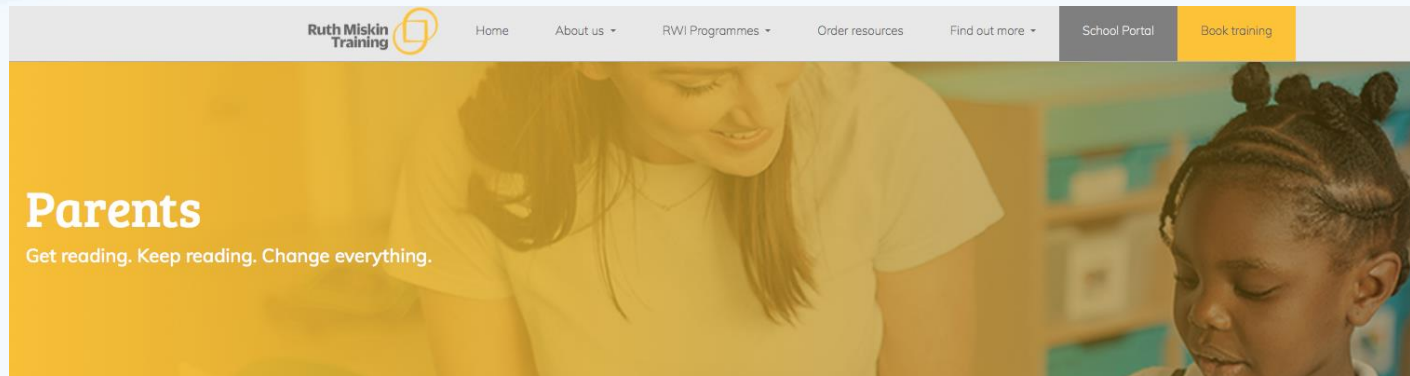
What can I do to help?

1. Practise the sounds and phrases
2. Practise reading sounds speedily - 'review, review, review'
3. Use 'Special Friends', 'Fred Talk', read the word' to read words



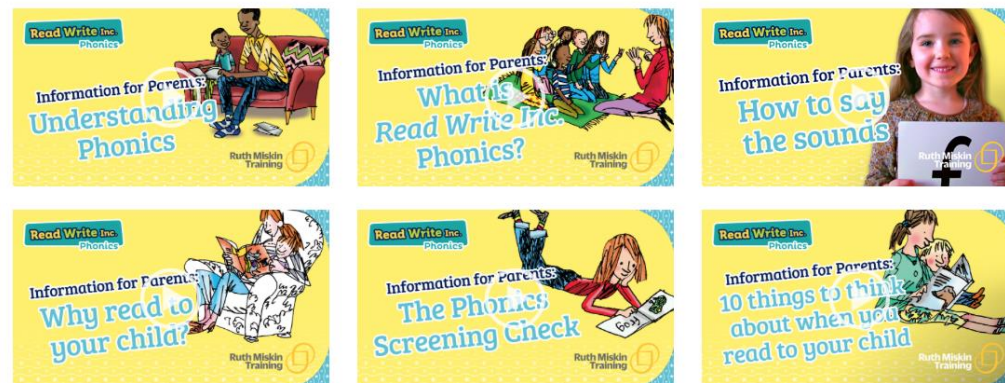
Scan me to watch a speed sound lesson

Free Video Tutorials (ruthmiskin.com)



Read Write Inc. Phonics – information for parents

Our films show how we teach children to read and write with Read Write Inc. Phonics. If your child is in a Read Write Inc. school or if you have bought a parent pack, the films will help you and your child practise together at home. If you have a question for us, please get in touch via our [Facebook](#) and [Twitter](#) pages.



One of the most important jobs for parents is to read to your child, read with your child...read every day. Here is a link to a recommended list of 50 books to read to your reception age child. <https://www.booksfortopics.com/year-1>

The more that
YOU READ,
 THE MORE THINGS
 YOU WILL KNOW.
 The more that you learn,
**THE MORE PLACES
 YOU'LL GO.**

-DR. SEUSS



Scan the QR code to visit the list online

50 Recommended Reads for ...
 Year 1
 (ages 5-6) Which ones have you read?

	<input type="checkbox"/> Harry the Poisonous Centipede Lynne Reid Banks and Tony Ross		<input type="checkbox"/> Poems Out Loud!
	<input type="checkbox"/> Paddington Michael Bond and R W Alley		<input type="checkbox"/> The Big Book of Blooms Yuvai Zommer
	<input type="checkbox"/> What if, Pig? Linzie Hunter		<input type="checkbox"/> Squishy McFluff Pip Jones and Ella Okstad
	<input type="checkbox"/> Dogs in Disguise Peter Bently and John Bond		<input type="checkbox"/> Captain Tom Moore Isabel Sanchez Vegara
	<input type="checkbox"/> Funnybones Allan Ahlberg and Allan Ahlberg		<input type="checkbox"/> The Owl who was Afraid of the Dark Jill Tomlinson
	<input type="checkbox"/> Fantastic Mr Fox Roald Dahl		<input type="checkbox"/> Narwhal Ben Clanton
	<input type="checkbox"/> I Can Only Draw Worms Will Mabbit		<input type="checkbox"/> Gorilla Anthony Browne
	<input type="checkbox"/> Chocolate Cake Michael Rosen and Kevin Waldron		<input type="checkbox"/> Sophie's Adventures Dick King-Smith and Hannah Shaw
	<input type="checkbox"/> Isadora Moon Goes to School Harriet Muncaster		<input type="checkbox"/> Sona Sharma, Very Best Big Sister Chitra Soundar and Jen Khatun
	<input type="checkbox"/> Kitty and the Twilight Trouble Paula Harrison and Jenny Lavlie		<input type="checkbox"/> Gustavo, The Shy Ghost Flavia Z Drago
	<input type="checkbox"/> Look I'm a Maths Wizard		<input type="checkbox"/> The Lighthouse Keeper's Lunch Ronda and David Armitage
	<input type="checkbox"/> Around The World in 80 Ways Henrietta Drane and Katy Halford		<input type="checkbox"/> Stick Man Julia Donaldson and Axel Scheffler
	<input type="checkbox"/> Look Up! Nathan Bryon and Dapo Adeola		<input type="checkbox"/> Rabbit's Bad Habits Julian Gough and Jim Field

Page 1 of 2 www.booksfortopics.com/year-1

50 Recommended Reads for ...
 Year 1
 (ages 5-6)

	<input type="checkbox"/> That Rabbit Belongs to Emily Brown Cressida Cowell and Neal Layton		<input type="checkbox"/> On Sudden Hill Linda Sarah and Benji Davies		<input type="checkbox"/> The Bad Bunnies' Magic Show Mini Grey		<input type="checkbox"/> You Matter Christian Robinson		<input type="checkbox"/> Arlo the lion who couldn't sleep Catherine Rayner		<input type="checkbox"/> Monster! Hungry! Phone! Sean Taylor and Fred Benaglia		<input type="checkbox"/> Meesha Makes Friends Tom Percival		<input type="checkbox"/> We Feel Happy! Katie Abery		<input type="checkbox"/> My Dad is a Grizzly Bear Siwapna Haddow and Dapo Adeola		<input type="checkbox"/> A Dress With Pockets Lily Murray and Jenny Lavlie		<input type="checkbox"/> Splash Day! Nick Sharratt		<input type="checkbox"/> Molly Rogers To The Rescue Comella Funkle and Kasia Maoyjaszek
	<input type="checkbox"/> Dolphin Boy Michael Morpurgo and Michael Foreman		<input type="checkbox"/> Not Now, Bernard David McKee		<input type="checkbox"/> The Bear Who Stared Duncan Beedie		<input type="checkbox"/> Lights on Cotton Rock David Litchfield		<input type="checkbox"/> Search and Find: A Number of Numbers Aminda Wood, Mike Jolly and Allan Sanders		<input type="checkbox"/> How Airports Work Clive Gifford and James Gulliver Hancock		<input type="checkbox"/> The Hat Full of Secrets Karl Newson and Wazza Pink		<input type="checkbox"/> Man On The Moon Simon Bartram		<input type="checkbox"/> There's a Tiger in the Garden Lizzy Stewart		<input type="checkbox"/> Anita and the Dragons Hannah Carmona and Anna Cunha		<input type="checkbox"/> Professor Astro Cat's Deep-Sea Voyage Dominic Walliman and Ben Newman		<input type="checkbox"/> Tiger Walk Dianne Hofmeyr and Jesse Hodgson

Find more booklists for primary schools at booksfortopics.com

Page 2 of 2 www.booksfortopics.com/year-1



Year 1 Class Organisation

Morning tasks are provided in our 'Word Wizard' folders for when pupils arrive in the classroom, making this time extremely valuable for revisiting key skills in phonics, handwriting and English skills.

Seating arrangements in the classroom are not fixed, and pupils may change positions for different lessons.

Year 1 have their PE lesson with the PE coaches first lesson on a Monday morning and on a Thursday afternoon. You can support your child by supporting them to do their tie and top buttons independently.

How will I know what my child is learning?



School Website



Knowledge Mats

Year 1 What is the Good News Jesus brings?

Prior Learning

- Can I describe something from the Bible?
- Can I explain the meaning of 'Gospel' or 'good news'?
- Can I explain the meaning of 'forgiveness' and 'peace'?
- Can I explain the meaning of 'friendship' and 'peace'?

Vocabulary

Good: happy, good, love
 Forgiveness: being forgiven for something you have done
 Peace: when you are not angry or sad
 Friend: someone you like and play with

Stories from the Bible talk about 'Gospel' or good news. Jesus was the good news. Jesus offered friendship, forgiveness and peace.

- These stories from have special meaning to Christians
- Christians believe that Jesus gives instructions to people about how to behave.
- The stories talk about forgiveness and peace, and how to bring good news to the friendless.
- Christians want to follow Jesus' example by helping people in their communities.
- The Lord's Prayer is a special prayer for Christians.
- Christians believe God listens to them and answers their prayers.

Jesus is the Good News!

WILLIAM GILBERT C OF E PRIMARY SCHOOL AND NURSERY - ART KNOWLEDGE MAT

Year 1: Drawing and Mark Making

Vocabulary

Mark Making
 Mark making is a way used to describe the different lines, patterns, and textures that can be made with pencils, pens, and markers.

Lines
 Different marks that can be made with pencils, pens, and markers.

Texture
 Texture is how something feels.

Key words: line, shade, dark, light, pressure, mark making

Know how to...

Shape observe and draw shapes from observations. Draw shapes in between objects. Invent new shapes.

Text investigate lines by drawing light/dark lines, light/dark patterns and light/dark shapes.

Experiment with a variety of media: pencils, rubbers, crayons, pens, felt tips, charcoal, ballpoint, chalk.

Control the types of marks made with a range of media, lines and marks. Name, match and draw lines/marks from observations.

Texture investigate textures by describing, naming, rubbing, copying.

Sticky Knowledge

MARK MAKING
 Pencils, rubbers, crayons, pens, felt tips, charcoal, ballpoint, chalk can make marks.
 Pencils create lines of different thicknesses.
 The pressure you put on a pencil determines the intensity of colour you produce.
 A **portrait** is a drawing painting or photograph of a person.
 A **self-portrait** is a picture of the artist created by the artist.

Year 1: Everyday Materials

Prior Learning
 Objects feel and look different based on the material they are made from.


Sticky Knowledge
 Objects are things that you can touch or see.
 Objects are made from materials.
 Objects are made from different materials.

Vocabulary

Material The stuff an object is made of or the substance it is made of.
Properties The qualities or features that belong to something.
Sound The quality or feature that belongs to something.
Texture A surface that can be touched or felt.
Light A thing that can be seen and touches.
Dark A color that is not bright or light.
Shiny A surface that reflects light.
Smooth A surface that is not rough or bumpy.
Rough A surface that is not smooth or even.
Hard A material that is not soft or squishy.
Soft A material that is not hard or stiff.
Light A color that is not dark or black.
Dark A color that is not light or bright.

Curriculum Newsletter – contains ideas for creative homework

Year 1 Home Learning


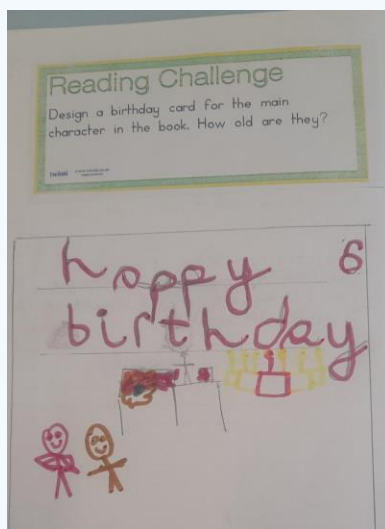


3 gems per week

Maths Whizz Open Morning
/ Parent Meeting – **Friday**
10th November 8:45am
– 9:30am



Reading Response Challenge



Spellings


To help you learn your spellings, practise little and often

Spellings to be tested on: [A.10.25](#)

Ask your child to look at the word, then say the word, then cover the word, then write the word in the box. Finally, reveal the covered word and check it. Repeat this little and often to lock them in! Thank you.

Look 🗨️	Say 🗨️	Cover 🙌	Write ✍️	Check 😊
love				
come				
some				
looked				
called				
asked				
little				
about				
don't				
because				

Top Tigers



Golden Rules

We are gentle



We are kind and helpful



We listen



We are honest



We work hard



We look after property



Positive Press

Class Shop



PE and the kit required



School PE Polo Shirt



School PE Fleece

Plain Navy PE joggers



Plain Navy PE Shorts



Black pumps



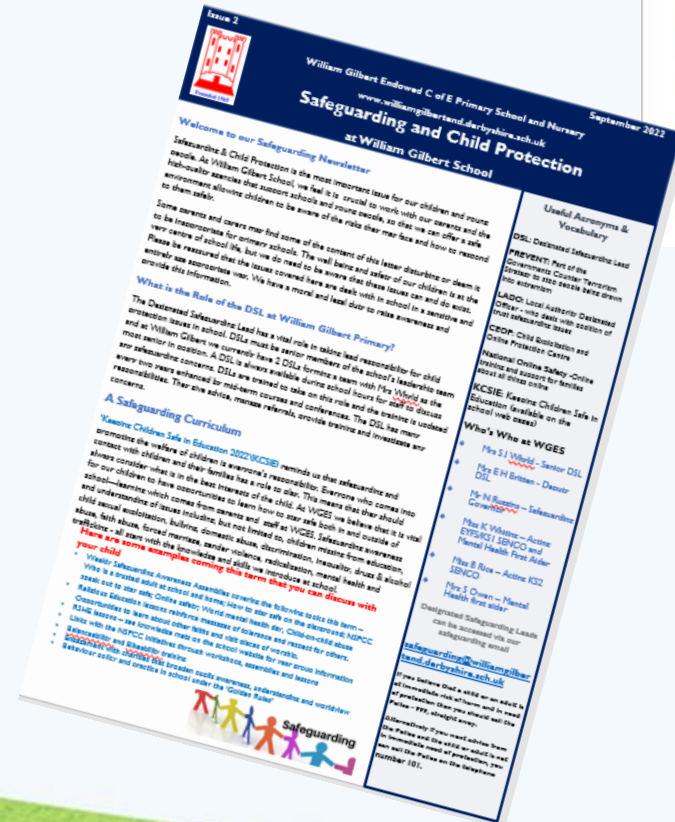
Trainers

Draw-string bag (named)



Parental Support – Keeping Safe and Healthy

- School website
- Parental support page
- Safeguarding assemblies
- Safeguarding newsletters



This page is designed to support our families in parenting children. At William Gilbert C of E Primary School & Nursery we understand that from an emotional family life our kids are being nurtured and sometimes families may need support or additional help. Because of this we have gathered information that can support families.



Domestic Violence and Abuse

Witnessing domestic abuse is really distressing and scary and it causes serious harm to children. Domestic Abuse can encompass but is not limited to the following areas of abuse: Psychological, physical, sexual, financial, and emotional. Click here for further information, advice and access to seek support.



Online Safety
You may think that your child is too young for you to be thinking about them using social networks and the internet; however, children who are old enough to own a few items on the internet can therefore access the world. Click here to access further information and 'How to' guides for advice, parental controls and online safety.



Mental Health and Wellbeing

At William Gilbert C of E Primary School and Nursery, we are committed to supporting the emotional health and wellbeing of our pupils and staff. We know that everyone experiences life challenges that can make us vulnerable, and, at times, we may need additional emotional support. Click here for further information and advice.



Attendance
William Gilbert Endowed Primary School & Nursery is committed to supporting children make the best possible progress with their education. To do this, they need to attend school regularly and consistently. It is the school's legal responsibility to ensure that this happens. Click here for further information on attendance and our school policy.

How can you help?

- We encourage you to hear your child read every day – this could be the core storybook or book bag book.
- When they read the core story book – praise them! They have already done all the hard work in school, so please avoid saying ‘this book is too easy!’
- Read to you child – try your best to add a ‘story voice’ to colour the story and the characters.
- Watch your body language – share enthusiasm (even if you are faking it!)
- **BE RELAXED** – make reading time special. Enjoy a bedtime story to develop the love of books and foster language development.
- Visit [mathswhizz.com](https://www.mathswhizz.com) and encourage your child to complete 3 progressions (gems) **BLUE** gems and 3 Retention gems **RED** each week.

Dates for your diary...coming soon

Maths Whizz Open Morning/Parent Meeting—Year 1 and Year 2 Parents – Led by Andy Clay from Maths Whizz in school – Friday 10th November 2023

Parents' Evening – Wednesday 8th November and Tuesday 14th November 2023

Infant Concert – Wednesday 6th December 1:30pm and Thursday 7th 9:30am

Y1 Phonics Screening Check – Statutory assessment – Week commencing 10th June 2024 (meeting in May – letter to follow)



Free Online resources

- Ruth Miskin Parents' Page: <http://www.ruthmiskin.com/en/parents/>
- Ruth Miskin Facebook: <https://www.facebook.com/miskin.education>
- Free e-books for home reading: <http://www.oxfordowl.co.uk/Reading/>

A stylized landscape with rolling hills in shades of green and blue. On the left, a tree with a brown trunk and purple and pink foliage stands on a green hill. The background features wavy bands of light blue and white, suggesting a sky or water. The text 'Q & A' is centered in a green, rounded font.

Q & A

“Teach a child to read and keep that child reading and we will change everything.

And I mean everything.”

Jeanette Winterson