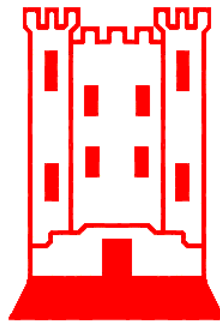




Learning to Read Parent Information Booklet



Founded 1565

William Gilbert Endowed C of E Primary School and
Nursery



What is RWI Phonics?

Read Write Inc. is a government backed phonics scheme designed by Ruth Miskin, which through systematic teaching and consistent routines, enables children to achieve high levels of reading success. At William Gilbert Primary School and nursery we have been using the RWI phonics scheme successfully for over 15 years. We believe that reading is the key to all learning and we are fully committed to making sure that every child is a reader by the end of KS1.



Learning to read is the most important thing your child will learn at our school. Everything else depends on it, so we put as much energy as we possibly can into making sure that every single child learns to read as quickly as possible.

We want your child to love reading – and to want to read for themselves. Therefore, we put our efforts into making sure they develop a love of books as well as simply learning to read.

Who Teaches RWI Phonics?

We have a dedicated team of Teachers and Teaching Assistants who have all received accredited RWI training. They are passionate about achieving success and take part in weekly meetings for coaching and training purposes. The scheme is overseen by the RWI leader, who will monitor RWI sessions and ensure that all teaching is high quality and that children are focused and engaged.

How does RWI ensure success?

Each child is carefully assessed and placed into a RWI group based on their phonics sound knowledge and reading skills. This ensures that all children are working at the right level for their ability which is the best way to ensure progress and confidence in their reading skills. Your child might not be taught phonics by their own class teacher, however all information and session notes are passed on from their RWI Tutor to enable further guidance and support in all subsequent lessons. Groups are assessed every half term (6 weeks) and children are moved accordingly, to either accelerate progress or provide further consolidation. Any children who are not making sufficient progress will be given targeted intervention or additional 1:1 support during afternoon sessions. This compilation of rapid acceleration, streamed groupings, and targeted support all helps to ensure our children are confident readers by the time they leave Year 2.

When faced with an unfamiliar word we use the phrase ‘Special friends – Fred talk – Read the word’ as this reminds them that it is important to spot the special friends before attempting to read the word. To further consolidate this, we also use ‘Alien Words’ which are made up words that do not make sense.

These words test to see if the children can spot any special friends, and that they have good sound knowledge, rather than recognising familiar (or sense) words, and using memory rather than reading skills. This technique is also used in the National Year 1 Phonics Check, which will be explained in more detail in the Spring Term of Year 1.




Figure 1 An example of alien words

All the sounds are provided for your child in their Reading Record. Their RWI teacher will tick off the sounds they have learned, so parents can see which sounds their children should know and be able to support them at home to build confidence.

In addition, your child will have a list of the Red and Green Words they need to know for their specific level of book. It is suggested that parents support spelling of these words at home, to ensure speedy progress and word recognition.

By moving through the carefully designed stages (or colours) of books which consolidate the sounds learned at the right time, children will gain speed and confidence in their reading ability. As reading becomes more fluent, children begin to understand the stories they read and can enjoy the books. As part of the RWI sessions they will read their group books a total of three times; to support learning new speedy green words and more tricky red words, to investigate vocabulary, and to build expression known as their ‘storyteller voice’.



They will also complete comprehension activities as part of each book to ensure they know word meanings, and can find and retrieve information, as well as give opinions about the story, or link to other books they know including life experiences.


What are the expected time scales?

The scheme provides a strict routine and is very fast paced. Children will learn a new sound per day so full attendance is vital! (If your child has a holiday for a week – they would miss 5 new sounds and 7.5 hours of focused learning, and therefore have knowledge gaps which may prevent them from moving forward.) As all children learn at different paces, some will find reading easy, while others find it

hard. We aim to support pupils who struggle or fall behind with thorough 1:1 or group interventions, and may ask that further work is completed at home to allow them to 'catch up'. It is hoped that the majority of Year 2 children will finish the phonics scheme by Christmas, although some may take a little longer.

How can I support my child with reading?

Whilst your child is learning their Set 1 sounds we recommend you only read their 'Reading for Pleasure' library books. This is a book that they are interested in and have chosen to enjoy with you. They can look at the pictures and spot letters or sounds that they know to build confidence, but most importantly they should hear you read the book with expression, in order to absorb the rich language and vocabulary within it, and learn to love story time.



When your child recognises all the set 1 sounds, they will be given RWI ditties which are short phrases and sentences to read. To help your child with these, ask them to try to 'Fred Talk' the word and blend it together.

Ditty 1: pop

Speed Sounds - read the sounds (not the letter name)

a g t p n s d o i

Green Words - read these words by blending the sounds together

not got sip pop dad did dog

Red Words - read these words but tell your child the sound if they get stuck

i the

I got pop

dad got a sip

the dog did not



You should also continue to read their library book and encourage them to spot any sounds, special friends or words they know to boost rapid identification by sight.

Once confident in blending, children will begin to receive two RWI books. One is the Black and White copy of the book they have read at school. They will have read this book three times with their RWI group

teacher, so they should be confident and familiar with the story. This is done to build self-esteem and enjoyment in reading, as well as to allow them to show off their reading skills to you! The second book is a Book Bag Book. This will be unfamiliar to your child, so as a parent/carer read the opening instructions on the front page carefully, before your child reads the book.



These books allow children to apply their reading skills and are matched to the sounds they have been taught so far. These books should be read at home three times before being returned to school.

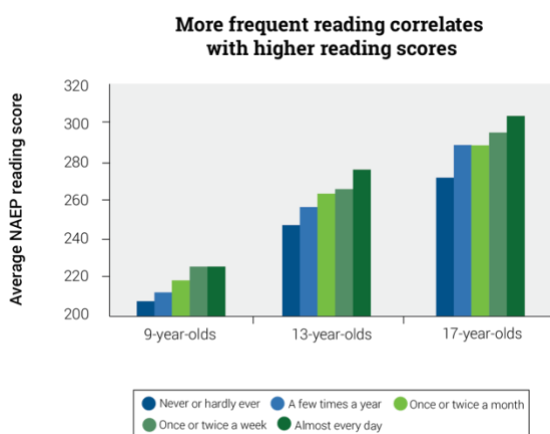
In the first read your child will be focusing on reading each word individually and it may seem robotic. In this phase very little comprehension of the story is likely.

In the second read, their word recognition will become quicker allowing a faster pace and better understanding of the story. In the third read, the speed should be much quicker and therefore the child is using more brain power to understand the story rather than on reading each word.

This is the point when the story becomes meaningful and pleasurable, and they can answer questions based on the content. There are questions at the end of the book to check understanding and promote discussion of the story. Please take the time to complete these activities, as there are the early comprehension skills which are built upon throughout school.

It is recommended that all reading should take place in a calm and quiet environment, a story before bedtime or snuggled on the sofa without distractions of the TV etc. so the focus can purely be on the reading enjoyment. It should be relaxed and enjoyable and lots of praise should be given when children are successful. Please try not to get frustrated if your child is struggling, as this is likely to put them off trying, instead encourage them to sound out words using Fred Talk and help them to blend, and then praise for being successful.

Home Reading activities to complete



Many children will want to avoid reading after a 'long day' at school, being very creative with their excuses, but please be persistent in completing home reading as this is vital towards their success. Research shows that pupils who do not consolidate learning at home are far less able readers when they leave Year 2, causing many problems throughout their academic life and widening the educational gap between them and their peers.

The activities




The 3 RWI activities mirror those taught in school. They are designed to consolidate children's decoding and comprehension skills and can be carried out at home. Children will lead the activities and show you how to use the books. This partner work is an important aspect of the RWI programme.

Reading Record



Your child will also bring home a new Reading Record which will help you to record their successes and make comments regarding all aspects of your child's reading of home lending books.

Activity 1: Speed Sounds, Green, and Red Words

- ✓ Practise the speed sounds. Ensure they are pure sounds (avoid saying *uh* at the end of the sound e.g. say *mmmm* not *muh!*)

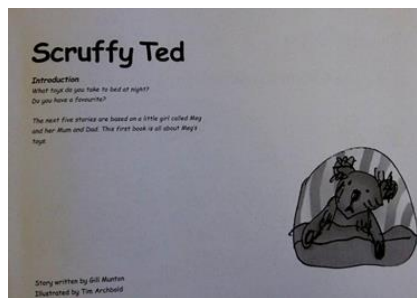


- ✓ Practice reading the Green words (using Fred Talk)
- ✓ Also practice the Red Words.




Activity 2: Read the Introduction/Vocabulary check and read the story twice.

- ✓ Introduce the story



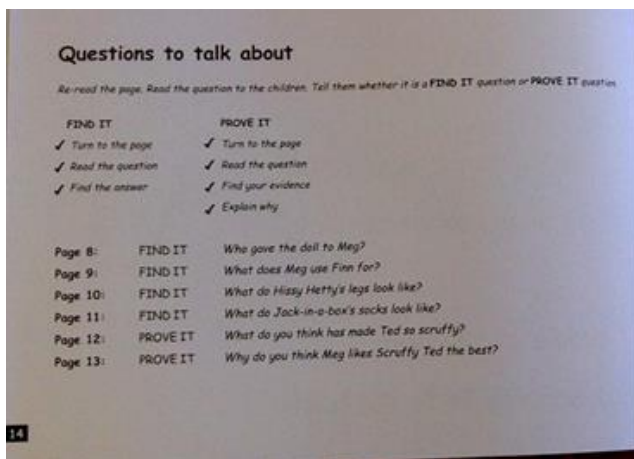
- ✓ Check their understanding of the vocabulary



- ✓ Read the story twice



Activity 3: Read the story with fluency and expression / Discuss the questions to talk about / Read the speed words



Questions for exploring all books:

Children should be encouraged to read a book at least 3 times. It is believed that:

- During the 1st reading children concentrate solely on decoding (sounding out or Fred Talk).
- During the 2nd reading children can explore the meaning of the book (comprehension).
- When modelled, during the 3rd reading children can begin to consider reading for an audience (fluency and expression).

When reading books with your child, ask questions that will boost their understanding of what they are reading.

Style	What type of book is this? Have we read a book like this before? What other story is it like? What do you think it will be about? What is the title? Are there pictures? What can you see on the cover?
Setting Where? When?	Where is this story set? When does the story take place? / What time is the story set in? Can you describe the setting of the story?
Character Who?	Who are the characters in this story? Who is the most important character in the story? Who is telling the story? Were there any characters that you didn't like? Why does that character behave in that way?
Plot What?	What do you think might happen next? What are the main events in the story? What is the problem in the story and how is it resolved? What was your favourite/most exciting part of the story?
Theme	What is the main idea/theme/moral of the story?

Don't forget that even if your child can read RWI books it is still important for them to regularly hear you read in order to learn expression. This will remove

some of the pressure on them and also helps to improve their vocabulary levels, as the books they listen to can be for any age. They will still be bringing home a library book of their choice, so make sure to include this in the weekly routine if you can. Audio books are also helpful and can be a good technique for settling and relaxing children before bed or as part of longer car journeys.

Are there any resources I can buy?


Simple activities can be completed to help your child recognise sounds and read or write words, so there is no need to buy any resources for use at home.

There are lots of links to activities, printable materials and online games which support phonics on our school website. These are added to throughout the year. Click the link or scan the QR code below.

<https://www.williamgilbertend.derbyshire.sch.uk/reading-new/>



Whilst it is not compulsory to purchase any support materials for home, if you do wish to purchase items, we would highly recommend these cards which can be bought from Amazon for less than £5. They will help to reinforce the sounds and pictures used, and provide familiar illustrations to aid memory and learning, as well as providing advice on how to use them.



We do not ask parents to buy RWI books, however we appreciate that other phonics books may already be available in the home. These are not a problem to use however please bear in mind that the sound knowledge expected in different schemes may not match your child's RWI ability, and this may cause some confusion or frustration for your child.

The main resources you can provide your child with are time, patience, and praise, and together we will make sure they are confident reader.